

DIMENSIONS (mm)
W: 995 D: 995 H: 2400
W:1050 D: 1050 H:2400
WIDTH OF PASSAGE (mm)
600
FLOOR THICKNESS (mm)
30
WEIGHT (kg)
800
STANDARD GLASS
P6B EN356

DATASHEET

SAFETELL SECURITY PORTALS

SQUARE PORTALS

Square-based security portals with single person detection and abandoned object detection. Specifically designed for protecting internal areas of banks, embassies, corporate buildings, prisons, data centres, ministries, jewellers and high-value areas.

MAIN FEATURES

- Pre-built
- Single person detection
- Abandoned object detection (weight higher than 200 grams)
- Corner construction is available only for SA246 model
- Paint finish is embossed, according to RAL colour scale, or stainless steel covering
- Traffic light panels & multilingual automated voiceover for transit communications
- Portal console with digital display and menu-guided commands
- SA246C armoured versions include an armoured steel door
- Thermal insulation
- Throughput is dependant on model and accessories

OPTIONAL

- Emergency exit management
- Camera
- Card reader
- Infrared sensor for presence monitoring
- Biometric registration system - Biobank
- Anti-masking system face detection
- CEIA metal detector



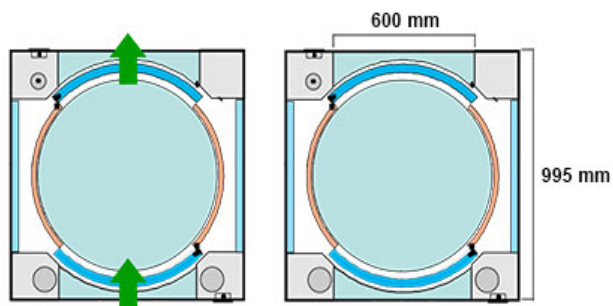
Square Portals

SERVICE &
MAINTENANCE
AVAILABLE

+44 (0) 1322 223 233

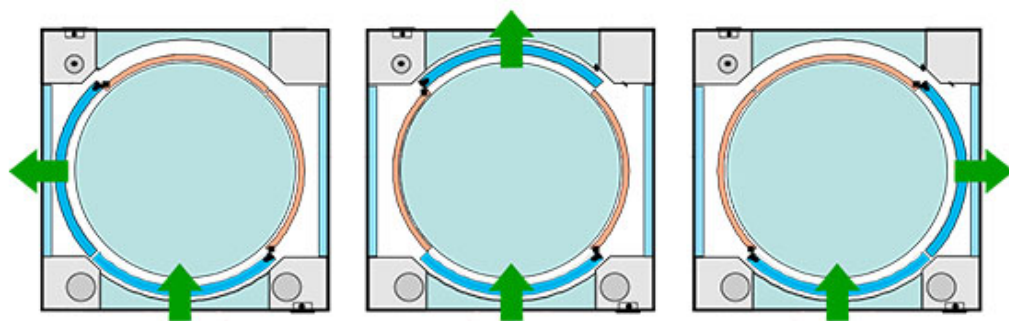
sales@safetell.co.uk

safetell.co.uk

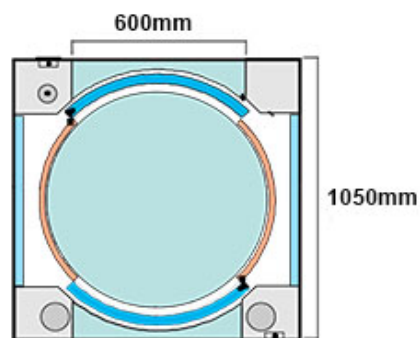


One transit direction

Dimensions



Three transit directions available



Dimensions

WE ARE FULLY ACCREDITED



+44 (0) 1322 223 233

sales@safetell.co.uk

safetell.co.uk



Safetell
SECURITY | MAINTENANCE