




SAFETELL

# Modular Counter System



Single position split level counter module suitable for both standing customers and wheelchair users.

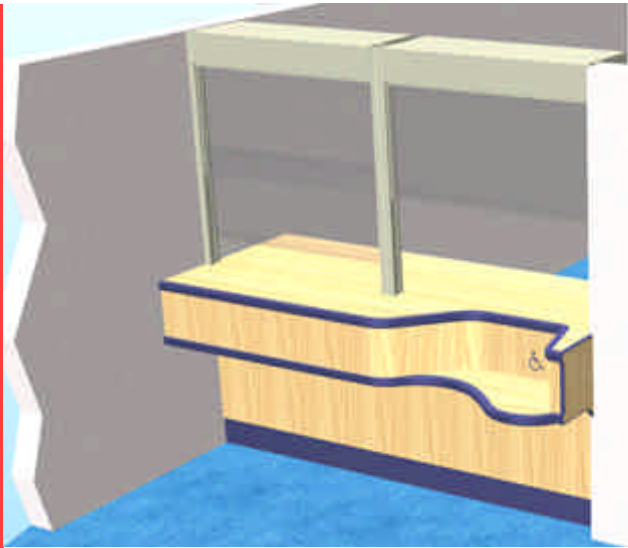
Staff protection provided by Safetell CounterShield.



Modules can be joined together to form a continuous counter. High level & split level modules can be mixed and matched to provide the required number of standing and low level positions.




The modules are designed to allow the installation of Safetell security screens. In this example, a pair of CounterShield screens are shown. One is fully open and the other raised slightly to provide a limited transaction gap.



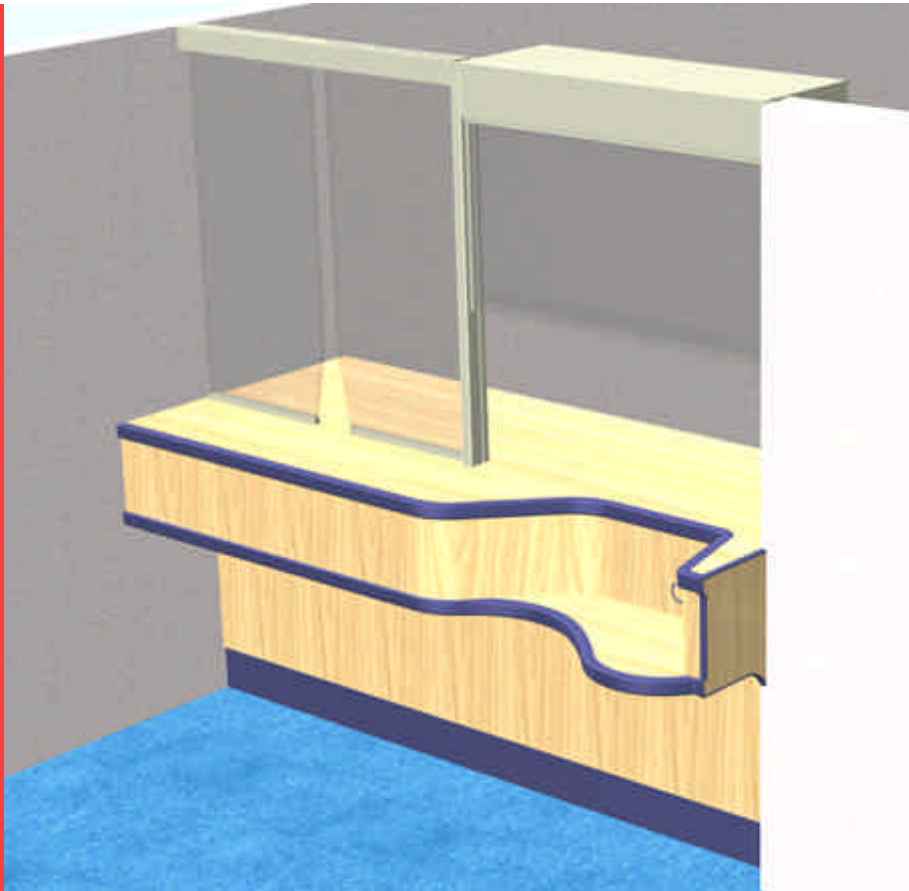
The low level working surface is sculpted to allow wheelchair users adequate working area whilst also enabling them to reach the upper counter surface. This means that documents can easily be passed between staff and customers.

The lower working surface is swept out to provide good knee space and to further increase the working area for wheelchair users.



# Fixed Glazing

Security to meet your needs.



As can be seen here, the counter can be used in conjunction with various Safetell APA security systems. In this case the CounterShield has been interfaced with FlexiGlaze to provide two different styles of secure transaction area